

The Montana Early Childhood Project

Current Registry Participant Summary

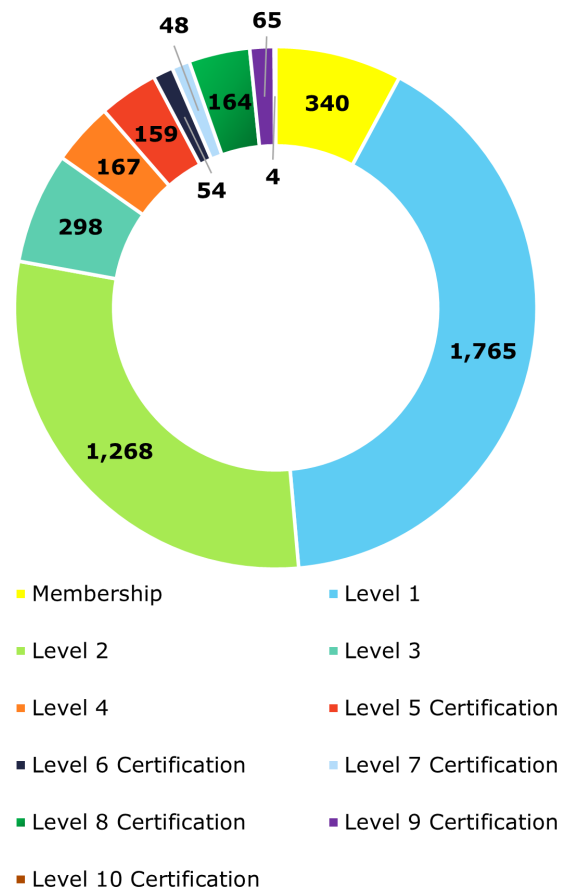


As of April 1, 2022, there are **4,332** early childhood professionals current on the Montana Practitioner Registry.

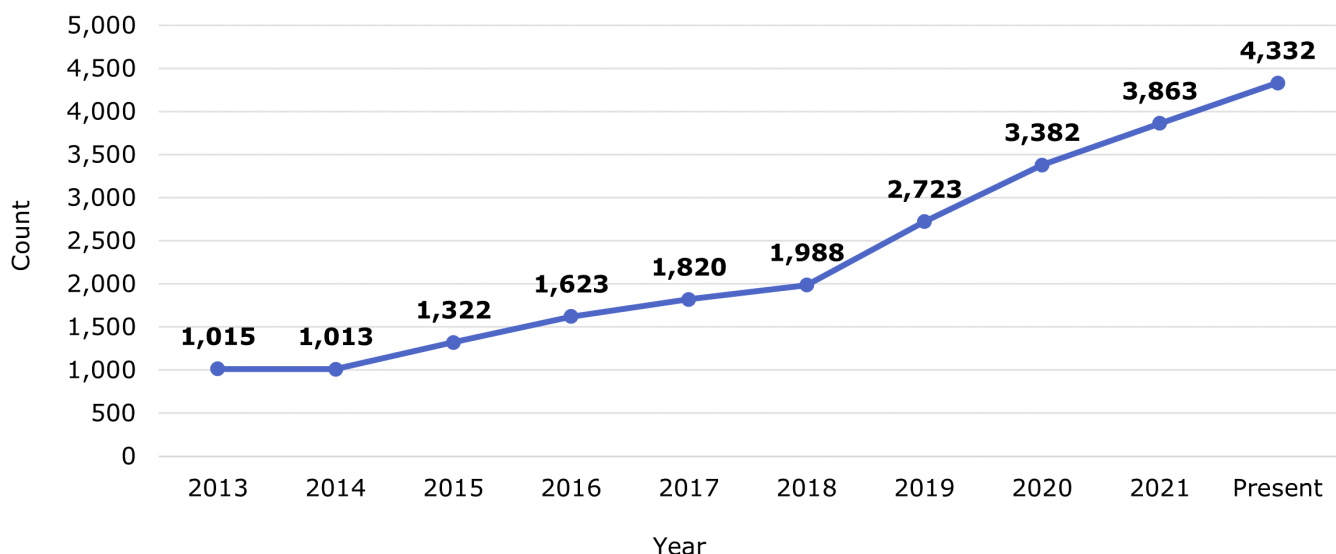
Current Registry Participant Demographics

Gender	Percent
Female	93.17
Male	4.80
Non-gender conforming	0.02
Non-binary	0.18
Prefer not to answer	1.69
Unspecified	0.14
Race	
American Indian or Alaska Native	3.12
Asian	0.55
Black or African American	0.85
Caucasian (White)	55.77
Multi-racial	34.83
Native Hawaiian or other Pacific Islander	0.21
Unspecified	4.62
Other	0.05
Hispanic or Latino Origin	
Yes	5.96
No	90.44
Unspecified	3.60
Highest Education (Higher Ed)	
Associates Degree	7.18
Bachelor's Degree	19.02
Masters Degree	3.44
Doctoral	0.14
Median Age	32

Current Registry Participants by Career Path Level

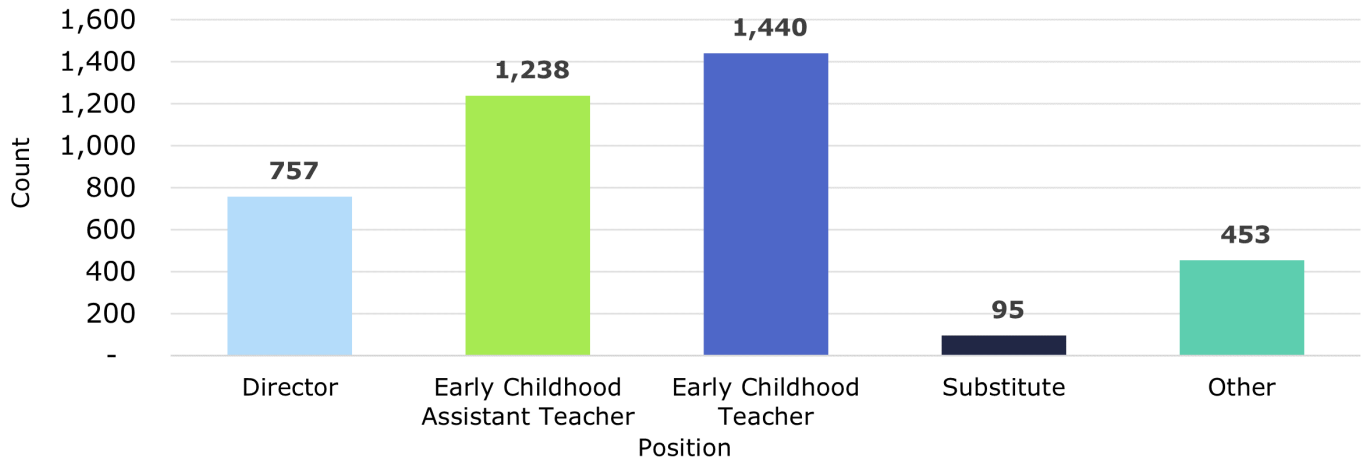


Current Registry Participation Growth, 2013-Present



Among the **4,332** current Registry participants **3,902** are currently employed.

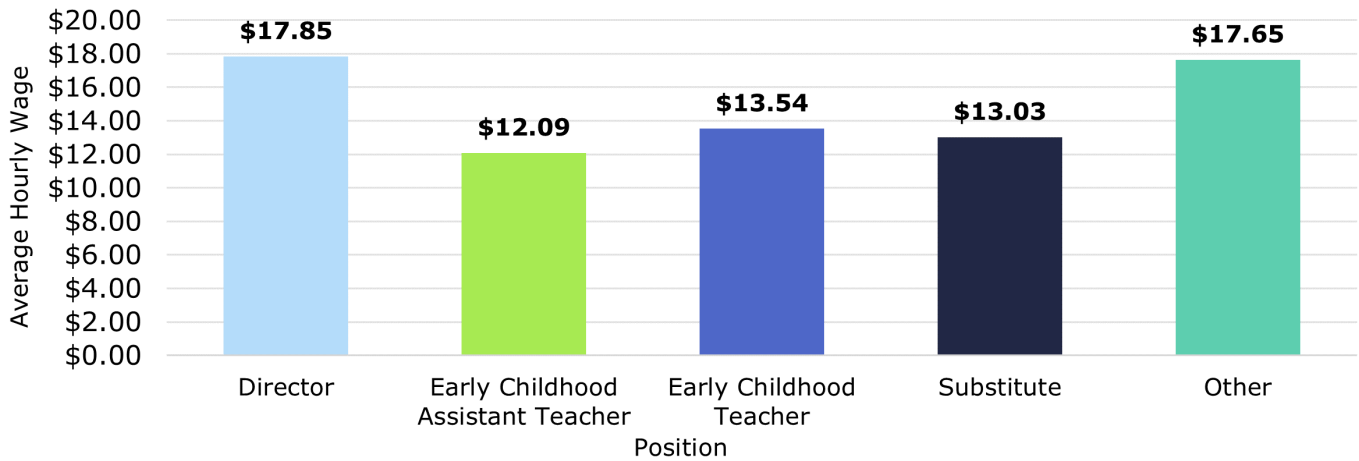
Employed Current Registry Participants by Position Title



Participants with more than one employment position are duplicated in the above bar chart.

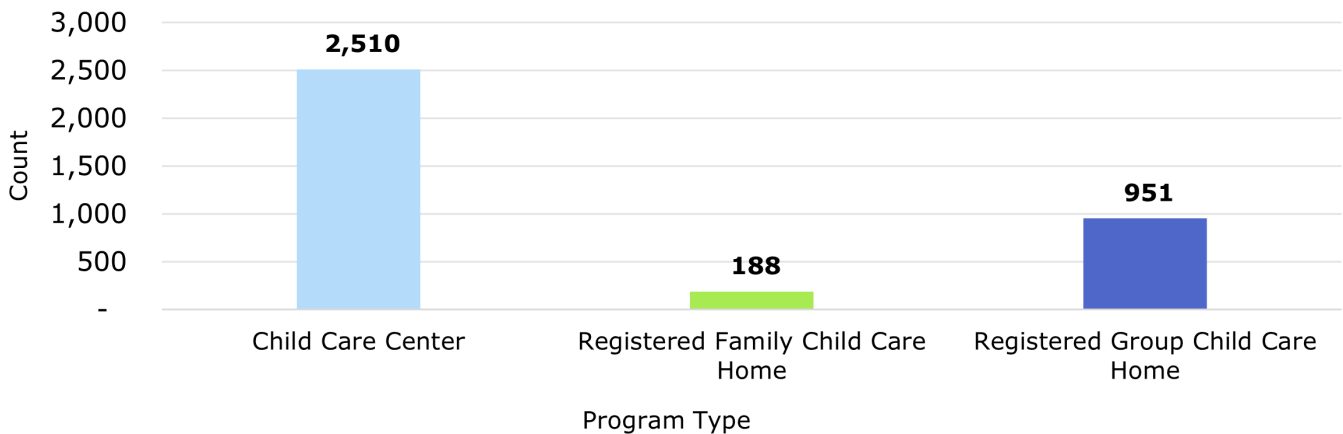
The reported average hourly wage among all employed current Registry participants is **\$14.02**.

Employed Current Registry Participant's Average Hourly Wage by Position



Among the **3,902** currently employed Registry Participants, **3,629** are employed with one of **816** Licensed programs in our system.

Employed Current Registry Participants by Program Type



Participants employed with more than one type of program are duplicated in the above bar chart.